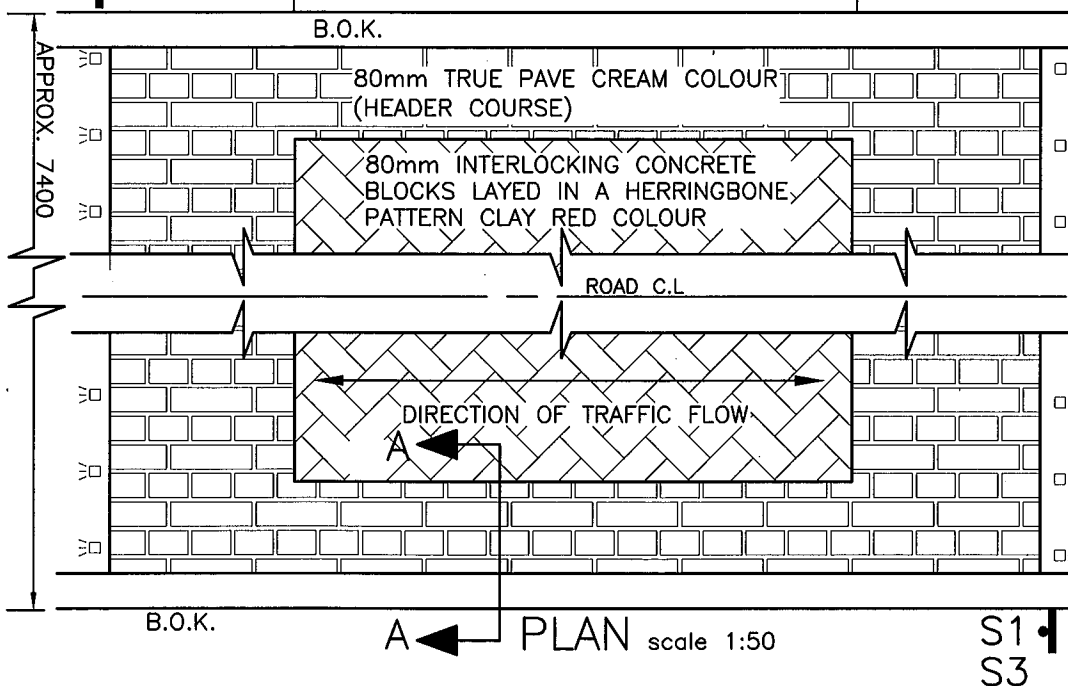
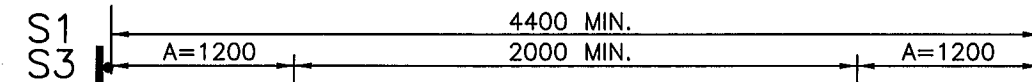
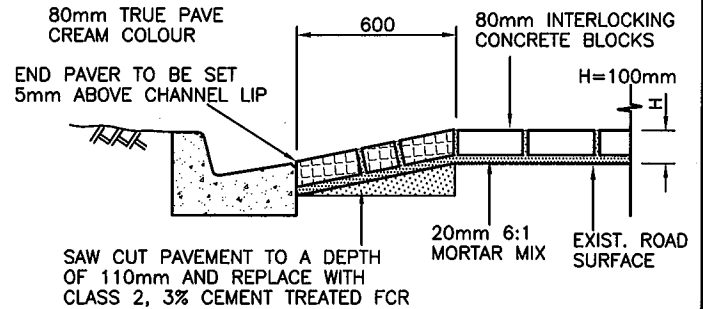
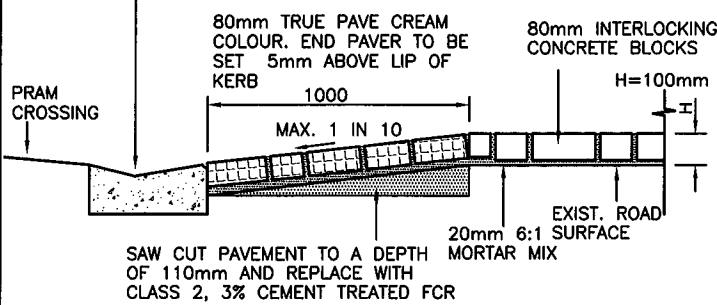


LAYBACK WITHOUT BULL NOSE WHEN FLAT TOP ROAD HUMPS IS USED AS A PEDESTRIAN CROSSING.



SIGNS(TYP.)

SIGN NO.	DESCRIPTION	NO. REQ.
S1	 W5-10A (CLASS 1)	2
S2	 W3-4A (CLASS 1) (APPROX. 50m FROM FIRST ROAD HUMPS OF EACH DIRECTION OF TRAFFIC FLOW)	2
S3	 20 Km/h W8-2A (CLASS 1)	2

WHITE RRPM @500mm CTS

NOTES:

1. STANDARD ROAD HUMPS WARNING SIGNS, ROAD MARKERS AND RRPM'S ARE REQUIRED TO SUPPLEMENT THE INSTALLATION OF THE ROAD HUMPS IN ACCORDANCE WITH THE CURRENT VICROADS TRAFFIC ENGINEERING MANUAL VOL-1, CHAPTER 8.
2. ALL TRAFFIC MANAGEMENT DEVICES TO BE SUPPLEMENTED WITH ADEQUATE STREET LIGHTING.
3. DIMENSIONS OTHER THAN SPECIFIED, TO BE APPROVED BY COUNCIL'S TRAFFIC MANAGEMENT SECTION.



**STANDARD ROAD HUMPS
FLAT TOP TYPE 2**

APPROVED

[Signature]
MANAGER
ENGINEERING SERVICES

DRAWN: V. NGUYEN	CHECKED: S.Q	AMENDMENTS: OCT 2015
SCALE: AS SHOWN	DATE: OCT 2015	BY: MURRAY BASILE

DRAWING No.

S406