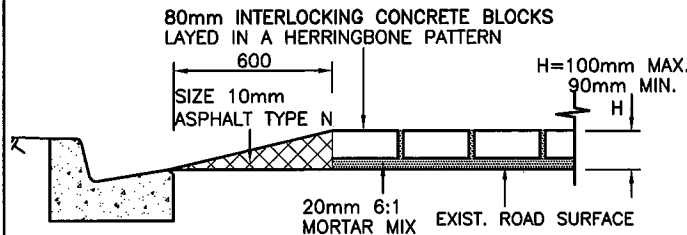
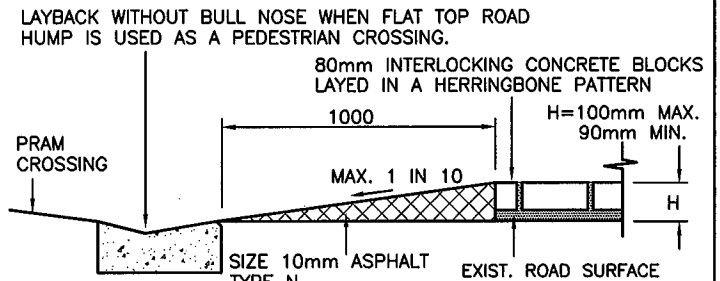


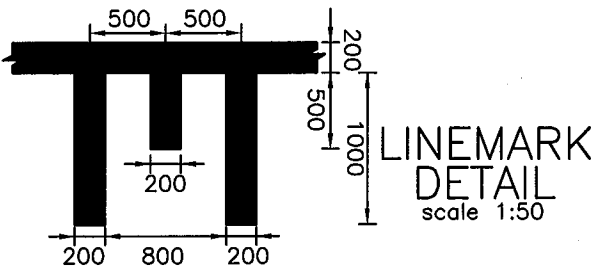
**FLAT TOP HUMPS – TYPE 1 NOT TO SCALE**



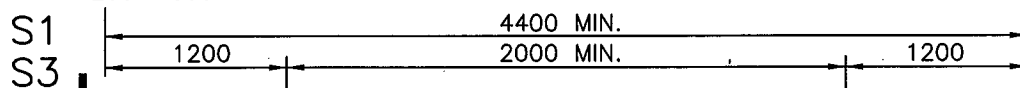
**SECTION A – A NOT TO SCALE**



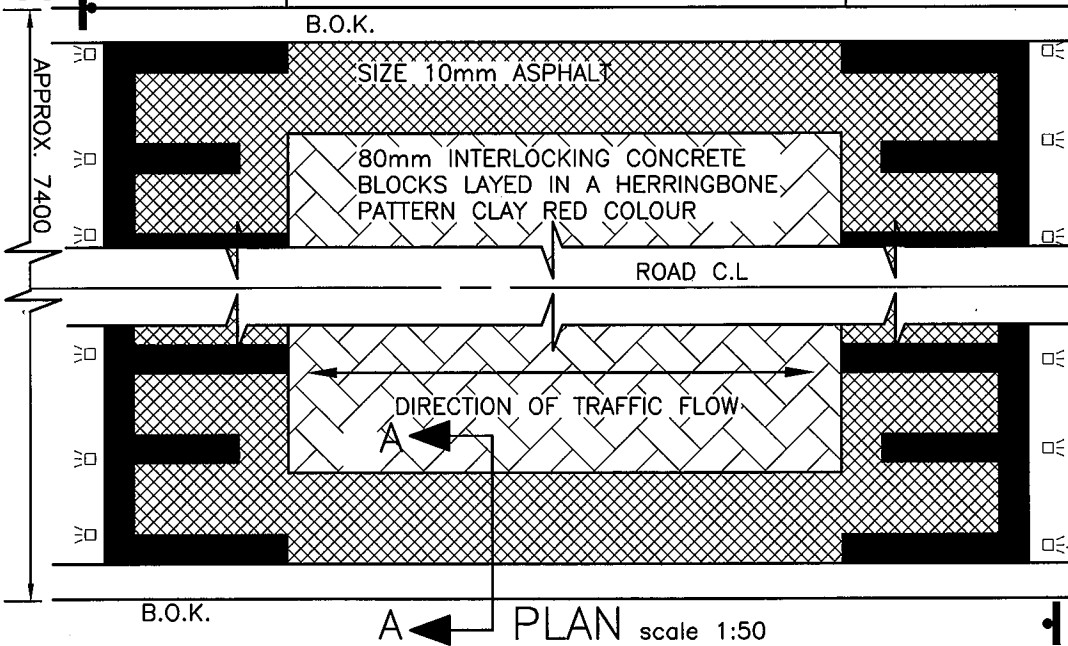
**SECTION A – A NOT TO SCALE**



**SIGNS(TYP.)**



| SIGN NO. | DESCRIPTION  | NO. REQ. |
|----------|--|----------|
| S1       | <br>W5-10A (CLASS 1)   | 2        |
| S2       | <br>W3-4A (CLASS 1)<br>(APPROX. 50m FROM FIRST ROAD HUMPS OF EACH DIRECTION OF TRAFFIC FLOW) | 2        |
| S3       | <br>20<br>Km/h<br>W8-2A (CLASS 1)  | 2        |



WHITE RRPM @500mm CTS

**NOTES:**

- STANDARD ROAD HUMPS WARNING SIGNS, ROAD MARKERS AND RRPM'S ARE REQUIRED TO SUPPLEMENT THE INSTALLATION OF THE ROAD HUMPS IN ACCORDANCE WITH THE CURRENT VICROADS TRAFFIC ENGINEERING MANUAL VOL-1, CHAPTER 8.
- ALL TRAFFIC MANAGEMENT DEVICES TO BE SUPPLEMENTED WITH ADEQUATE STREET LIGHTING.
- DIMENSIONS OTHER THAN SPECIFIED, TO BE APPROVED BY COUNCIL'S TRAFFIC MANAGEMENT SECTION.



**STANDARD ROAD HUMPS  
FLAT TOP TYPE 1**

APPROVED

*Sam*  
MANAGER  
ENGINEERING SERVICES

|                  |                |                      |
|------------------|----------------|----------------------|
| DRAWN: V. NGUYEN | CHECKED: S.Q   | AMENDMENTS: OCT 2015 |
| SCALE: AS SHOWN  | DATE: OCT 2015 | BY: MURRAY BASILE    |

DRAWING No.  
**S405**